



Minnesota Multiphasic  
Personality Inventory-2  
Restructured Form™

---

## Score Report

---

MMPI-2-RF™

Minnesota Multiphasic Personality Inventory-2-Restructured Form™

*Yossef S. Ben-Porath, PhD, & Auke Tellegen, PhD*

---

ID Number:	11
Age:	48
Gender:	Female
Marital Status:	Not reported
Years of Education:	Not reported
Date Assessed:	08/10/2008



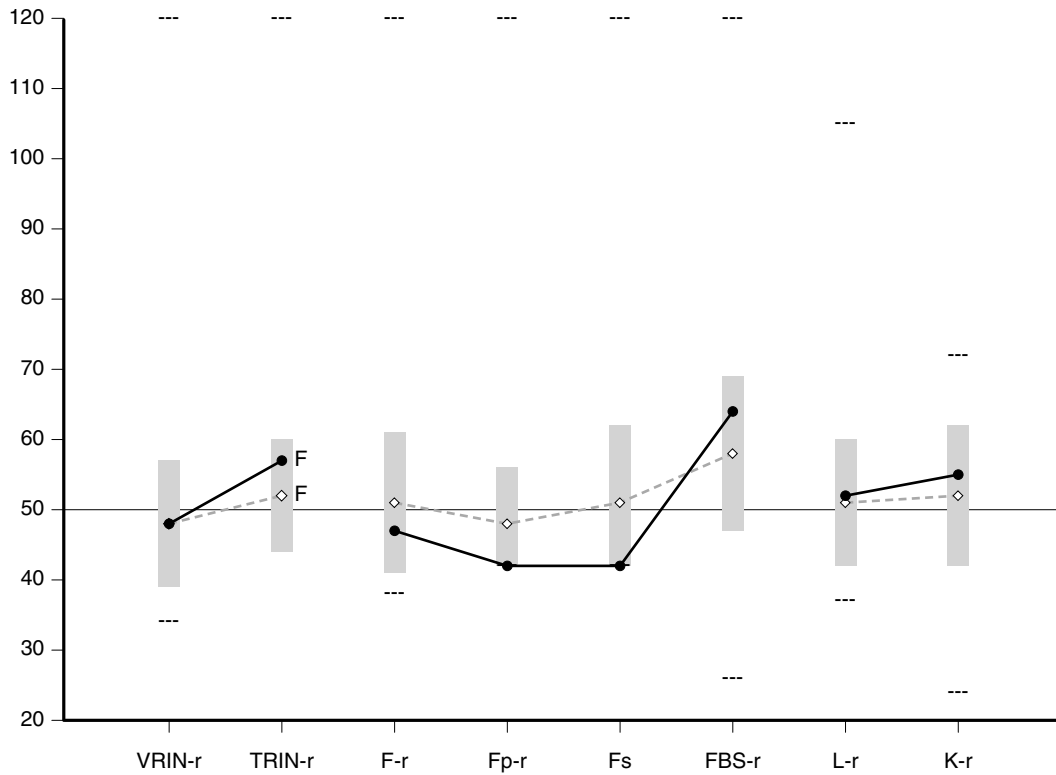
Copyright © 2008 by the Regents of the University of Minnesota. All rights reserved.  
Distributed exclusively under license from the University of Minnesota by NCS Pearson, Inc. Portions reproduced from the MMPI-2-RF test booklet. Copyright © 2008 by the Regents of the University of Minnesota. All rights reserved. Portions excerpted from the MMPI-2-RF Manual for Administration, Scoring, and Interpretation. Copyright © 2008 by the Regents of the University of Minnesota. All rights reserved.

**Minnesota Multiphasic Personality Inventory-2-Restructured Form, MMPI-2-RF**, and the MMPI-2-RF logo are trademarks of the University of Minnesota.

### **TRADE SECRET INFORMATION**

Not for release under HIPAA or other data disclosure laws that exempt trade secrets from disclosure.

### MMPI-2-RF Validity Scales



Raw Score:	3	10	1	0	0	12	3	9
T Score:	48	57 F	47	42	42	64	52	55
Response %:	100	100	100	100	100	100	100	100
Cannot Say (Raw):	0							Percent True (of items answered): 28%

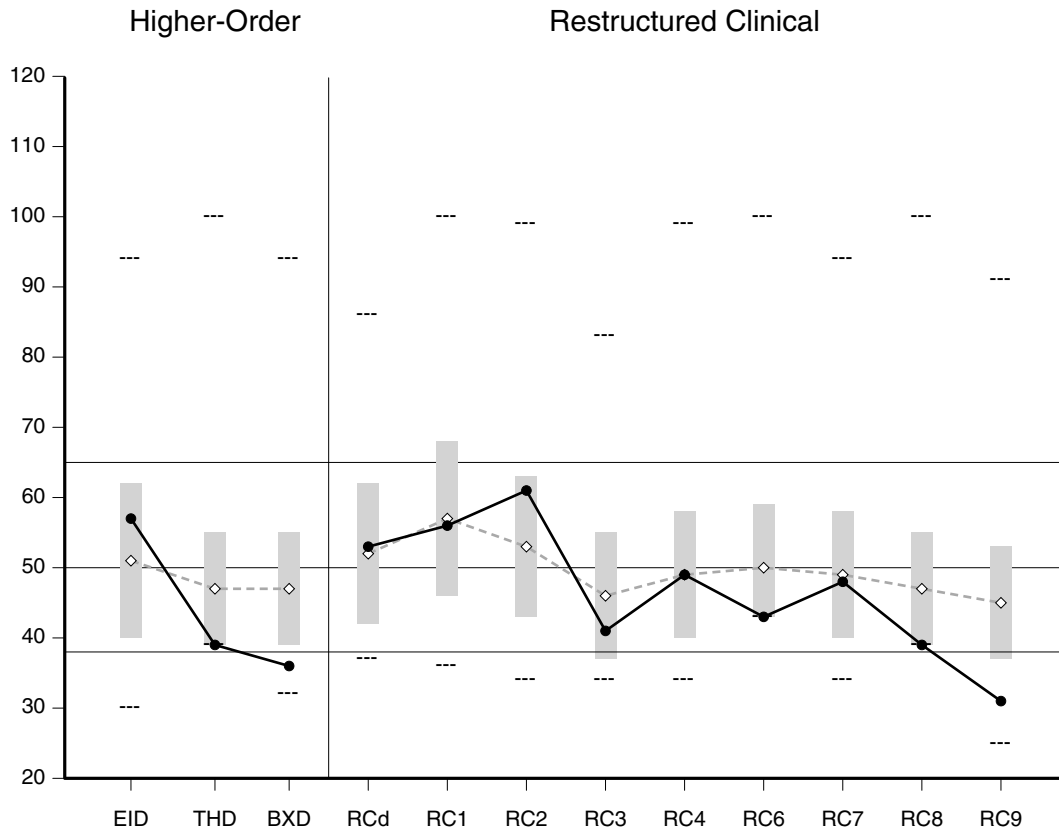
Comparison Group Data: Bariatric Surgery Candidate (Women), N = 435

Mean Score (◇--◇):	48	52 F	51	48	51	58	51	52
Standard Dev (±1 SD):	9	8	10	8	11	11	9	10

The highest and lowest T scores possible on each scale are indicated by a "---"; MMPI-2-RF T scores are non-gendered.

VRIN-r	Variable Response Inconsistency	Fs	Infrequent Somatic Responses
TRIN-r	True Response Inconsistency	FBS-r	Symptom Validity
F-r	Infrequent Responses	L-r	Uncommon Virtues
Fp-r	Infrequent Psychopathology Responses	K-r	Adjustment Validity

### MMPI-2-RF Higher-Order (H-O) and Restructured Clinical (RC) Scales



Raw Score:	15	0	1	5	5	7	2	4	0	5	0	2
T Score:	57	39	36	53	56	61	41	49	43	48	39	31
Response %:	100	100	100	100	100	100	100	100	100	100	100	100

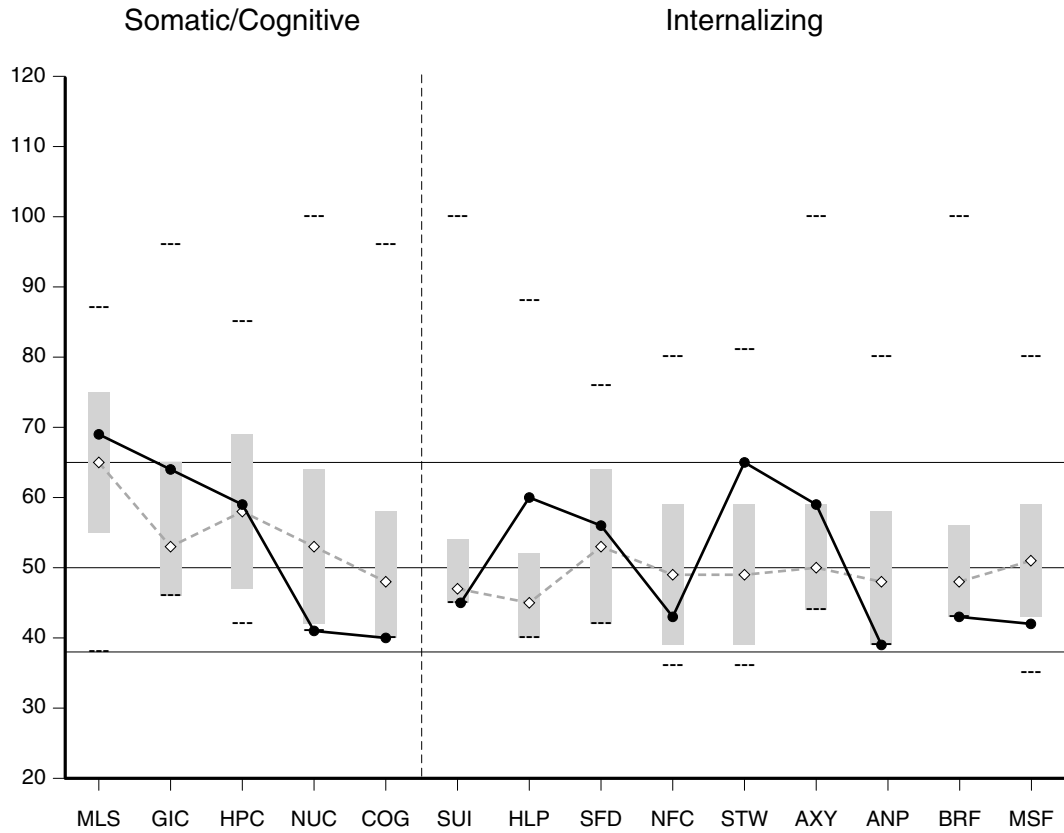
Comparison Group Data: Bariatric Surgery Candidate (Women), N = 435

Mean Score (◇--◇):	51	47	47	52	57	53	46	49	50	49	47	45
Standard Dev (±1 SD):	11	8	8	10	11	10	9	9	9	9	8	8

The highest and lowest T scores possible on each scale are indicated by a "---"; MMPI-2-RF T scores are non-gendered.

EID	Emotional/Internalizing Dysfunction	RCd	Demoralization	RC6	Ideas of Persecution
THD	Thought Dysfunction	RC1	Somatic Complaints	RC7	Dysfunctional Negative Emotions
BXD	Behavioral/Externalizing Dysfunction	RC2	Low Positive Emotions	RC8	Aberrant Experiences
		RC3	Cynicism	RC9	Hypomanic Activation
		RC4	Antisocial Behavior		

### MMPI-2-RF Somatic/Cognitive and Internalizing Scales



Raw Score:	5	1	2	0	0	0	2	2	1	5	1	0	0	1
T Score:	69	64	59	41	40	45	60	56	43	65	59	39	43	42
Response %:	100	100	100	100	100	100	100	100	100	100	100	100	100	100

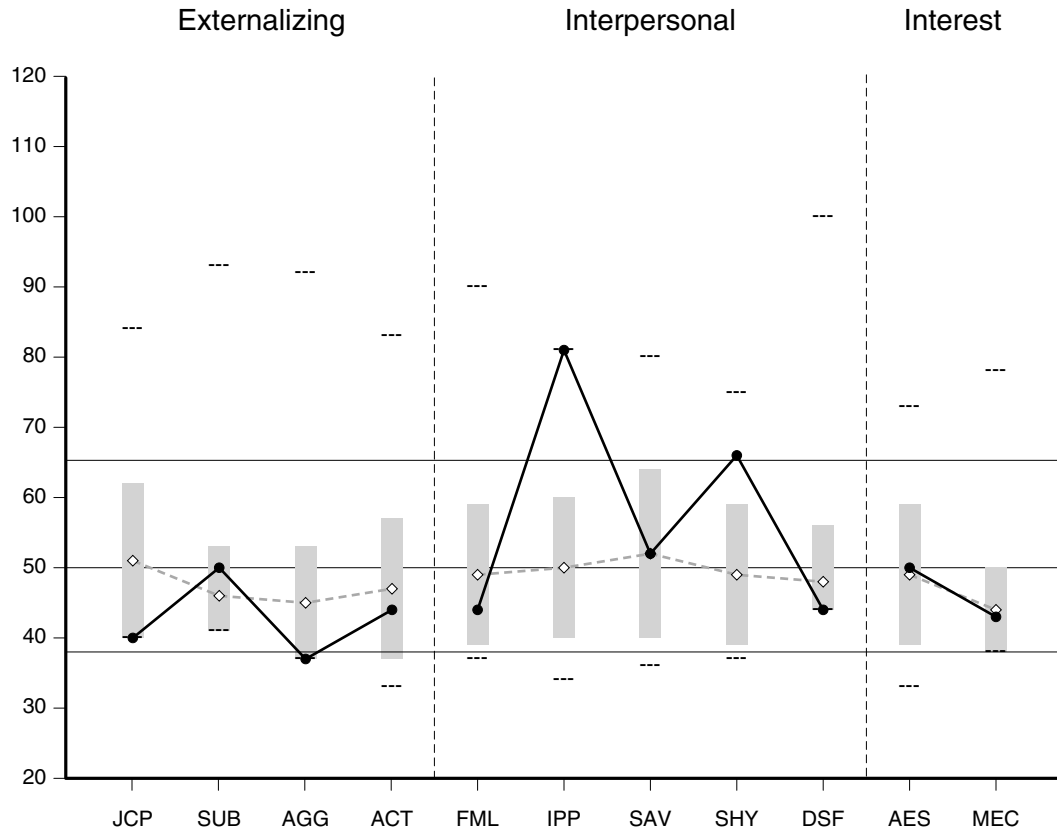
Comparison Group Data: Bariatric Surgery Candidate (Women), N = 435

Mean Score (◇--◇):	65	53	58	53	48	47	45	53	49	49	50	48	48	51
Standard Dev (±1 SD):	10	12	11	11	10	7	7	11	10	10	9	10	8	8

The highest and lowest T scores possible on each scale are indicated by a "---"; MMPI-2-RF T scores are non-gendered.

MLS	Malaise	SUI	Suicidal/Death Ideation	AXY	Anxiety
GIC	Gastrointestinal Complaints	HLP	Helplessness/Hopelessness	ANP	Anger Proneness
HPC	Head Pain Complaints	SFD	Self-Doubt	BRF	Behavior-Restricting Fears
NUC	Neurological Complaints	NFC	Inefficacy	MSF	Multiple Specific Fears
COG	Cognitive Complaints	STW	Stress/Worry		

### MMPI-2-RF Externalizing, Interpersonal, and Interest Scales



Raw Score:	0	1	0	2	1	10	4	6	0	3	1
T Score:	40	50	37	44	44	81	52	66	44	50	43
Response %:	100	100	100	100	100	100	100	100	100	100	100

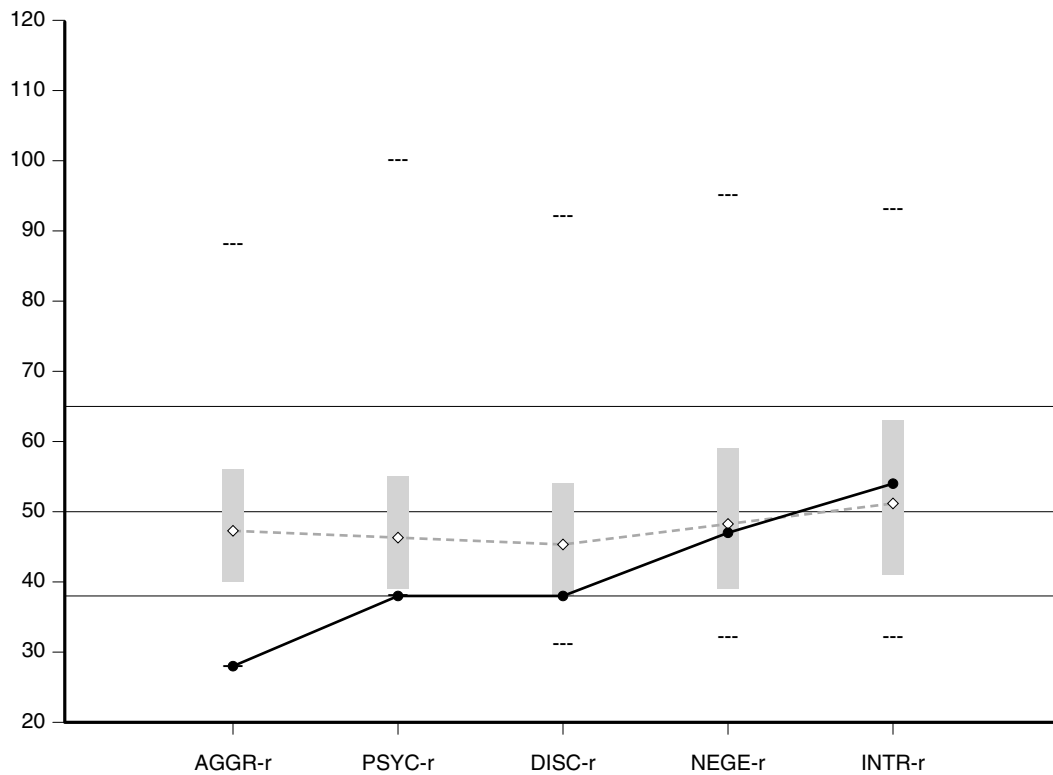
Comparison Group Data: Bariatric Surgery Candidate (Women), N = 435

Mean Score (◇--◇):	51	46	45	47	49	50	52	49	48	49	44
Standard Dev (±1 SD):	11	7	8	10	10	10	12	10	8	10	6

The highest and lowest T scores possible on each scale are indicated by a "---"; MMPI-2-RF T scores are non-gendered.

JCP	Juvenile Conduct Problems	FML	Family Problems	AES	Aesthetic-Literary Interests
SUB	Substance Abuse	IPP	Interpersonal Passivity	MEC	Mechanical-Physical Interests
AGG	Aggression	SAV	Social Avoidance		
ACT	Activation	SHY	Shyness		
		DSF	Disaffiliativeness		

### MMPI-2-RF PSY-5 Scales



Raw Score:	0	0	2	5	8
T Score:	28	38	38	47	54
Response %:	100	100	100	100	100

Comparison Group Data: Bariatric Surgery Candidate (Women), N = 435

Mean Score (◇--◇):	48	47	46	49	52
Standard Dev (±1 SD):	8	8	8	10	11

The highest and lowest T scores possible on each scale are indicated by a "---"; MMPI-2-RF T scores are non-gendered.

AGGR-r Aggressiveness-Revised  
 PSYC-r Psychoticism-Revised  
 DISC-r Disconstraint-Revised  
 NEGE-r Negative Emotionality/Neuroticism-Revised  
 INTR-r Introversion/Low Positive Emotionality-Revised

---

## ITEM-LEVEL INFORMATION

### Unscorable Responses

The test-taker produced scorable responses to all the MMPI-2-RF items.

### Critical Responses

*Seven MMPI-2-RF scales--Suicidal/Death Ideation (SUI), Helplessness/Hopelessness (HLP), Anxiety (AXY), Ideas of Persecution (RC6), Aberrant Experiences (RC8), Substance Abuse (SUB), and Aggression (AGG)--have been designated by the test authors as having critical item content that may require immediate attention and follow-up. Items answered by the individual in the keyed direction (True or False) on a critical scale are listed below if her T score on that scale is 65 or higher.*

The test-taker has not produced an elevated T score ( $\geq 65$ ) on any of these scales.

### End of Report

---

This and previous pages of this report contain trade secrets and are not to be released in response to requests under HIPAA (or any other data disclosure law that exempts trade secret information from release). Further, release in response to litigation discovery demands should be made only in accordance with your profession's ethical guidelines and under an appropriate protective order.

---